



**AFC Srl Handling Equipment**

20122 Milano - V.le Regina Margherita 30 +39 02 98876001

29017 Fiorenzuola (PC) - Via P. Gobetti 4 +39 0523 349769

[info@afchhandling.com](mailto:info@afchhandling.com)

[www.afchhandling.com](http://www.afchhandling.com)



**CL 04 - MRB**




**REMOVABLE ADAPTER**



**ADDITIONAL CLAMP**



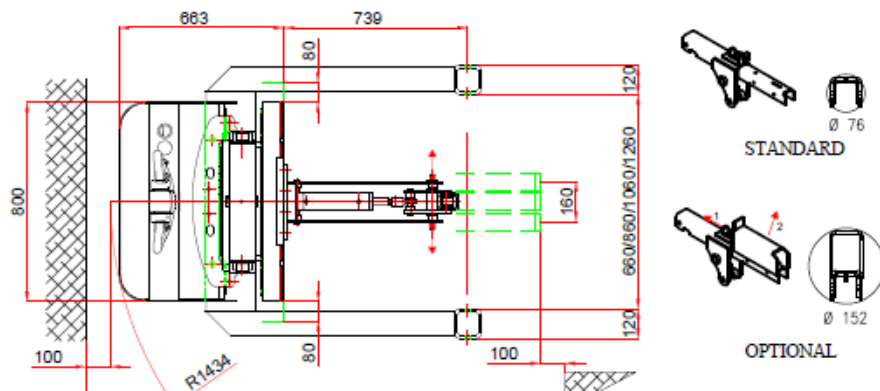
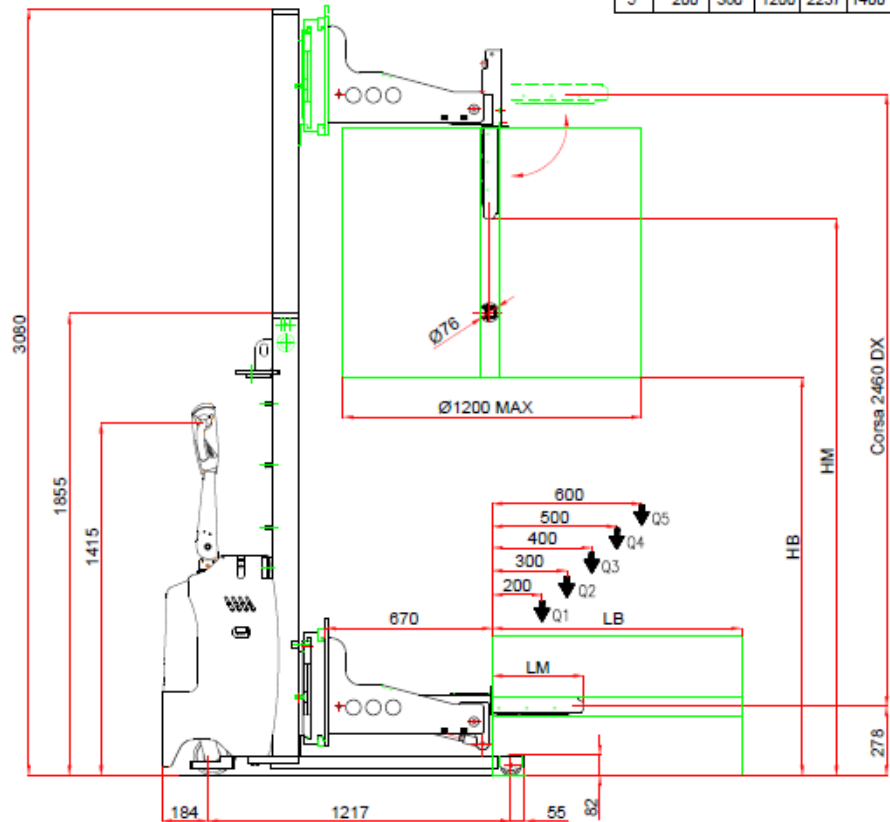
**CAMERA + SCREEN**





CL 04.25 MRB 76

Q	CAP kg	LM mm	LB mm	HM mm	HB mm
1	450	260	400	2337	2200
2	400	260	600	2337	2000
3	320	260	800	2337	1800
4	250	360	1000	2237	1600
5	200	360	1200	2237	1400



IDENTIFICAZIONE	IDENTIFICATION	IDENTIFICATION	CARACTERISTICAS	
Modello	Manufacturer's type	Modèle	Modelo	<b>CL 04 - MRB</b>
Guida	Drive	Conduite	Conduccion	Pedestrian
Tipo di operazione	Type of operation	Type d'opération	Accionamiento	Electric (batt)
Portata max	Load capacity	Capacité de charge	Capacidad de carga	Q = 0,4 (t)
Baricentro	Load centre	CDG	Centro de gravedad	300 mm
Peso batteria incl.	Service weight incl. Battery	Poids avec batterie	Peso propio con bateria	730 Kg
<b>RUOTE/TELAIO</b>	<b>WHEELS/CHASSIS</b>	<b>ROUES/CHASSIS</b>	<b>RUEDAS/CHASSIS</b>	
Ruote (ant/post)	Tyres (front/rear)	Roues (avant/arrière)	Bandajes (delanteras/atras)	PU / PU
Dimensioni Ruote ant.	Tyres size, front	Roues avant	Dim. Ruedas del.	80 x 90 mm
Dimensioni Ruota traz.	Tyres size, drive	Roue motrice	Dim. Rueda tracciòn	250 x 80mm
Dimens. Ruote laterali	Side pivoting wheels	Roues stabilisatrices	Dim. Ruedas estabilizadoras	150 x 50mm
N. ruote (x=motrice)	Wheels N. (x=driven)	N. roues (x=motrice)	Cantidad (x=motrices)	Nr. 2 / 2 + 1x
<b>PRESTAZIONI</b>	<b>PERFORMANCE DATA</b>	<b>PERFORMANCES</b>	<b>RENDIMIENOTOS</b>	
Velocità trazione	Traction speed (load/unload)	Vitesse traction (a/s charge)	Velocidad de traslaciòn (c/s carg)	3,5 / 4,5 Km/h
Pendenza massima	Max gradient (load/unload)	Max pente (avec/sans charge)	Pendiente maxima (c/s carga)	7 % / 10 %
Freno di servizio	Service Brake	Frein de service	Frenado de servicio	Electromagnetic
<b>MOTORE</b>	<b>E-MOTOR</b>	<b>MOTEUR</b>	<b>ACCIONAMIENTO</b>	
Motore trazione	Traction motor	Moteur de traction	Motor de tracciòn	PM 0,7 kW
Motore sollevamento	Lifting motor	Moteur de levage	Motor de elevaciòn	DC 2,0 kW
Batteria	Battery	Batterie	Bateria	24 V / 150 Ah
Peso batteria	Battery weight	Poids batterie	Poid bateria	125 Kg
Caricabatt. interno	Built in Charger	Chargeur incorporé	Cargador incorporado	HF 24 V / 16 A